

School Synergy Parent Portal – A Guide for Parents

School Synergy is a solution to help manage communication between home and school. With School Synergy, school news and information specific to your child is shared in real time. Your school will provide details on the features currently available.

Register a New Parent Account

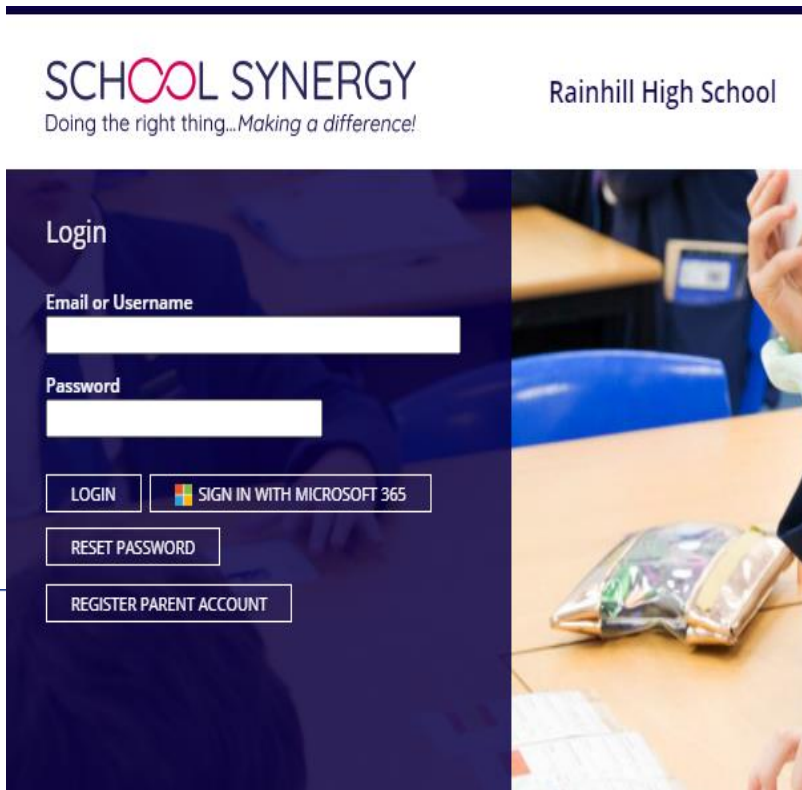
Your child will have been given the registration details for you to register an account. If you have not yet received these, please contact the school office.

Please note, codes are unique and can only be used once, and only for the named Parent/Carer and child.

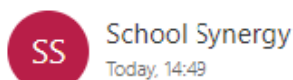
Access our School Synergy by visiting <https://rainhill.schoolsynergy.co.uk/>

Select "Register Parent Account" and fill in your details and the student code given to you. Please choose a strong password – we recommend a mixture of upper and lower case letters, symbols and numbers. Click Register.

Parent/Carer:	Mrs M Amoso
Student:	Rosanna Amoso
Form:	10F
Student Code:	5377D-50-B8CB9-22



Parent Portal: Email Verification



Inbox

Dear Parent

Thank you for registering with the Parent Portal.

Please click the following link to verify your email address.

[Click here to verify your account](#)

Parent Portal.

You will receive an email containing a verification link which you must click to activate your account. If it does not arrive within a few minutes, check your spam folder.

Once verified, log in with your email address and password.

Adding Additional Children

If you have more than one child at school, they can easily be added to the Parent Portal.

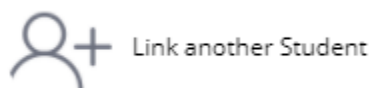
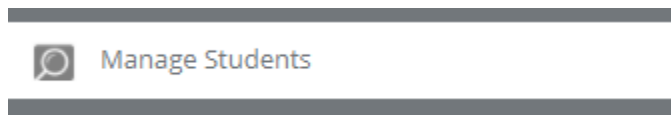
Once you are logged into the Parent Portal, select "Manage Students" from the menu.

You will see any children you have already linked in Synergy. Select "Link another student".

Use the code from your child's registration letter and their date of birth to add children to your account.

Please note that student codes are unique and can only be registered to the parent/carer specified. They cannot be shared or given to another person. Contact your school if you have not been issued with a code for your child.

Once added, they will appear on the main Parent Portal menu bar.

A dialog box titled "Link Student" with a close button (X) in the top right corner. The text inside reads: "Enter the unique 'Student Code' provided by school and your child's date of birth." Below this, an example code is shown: "Example code: B181A-325-213NA-235". There are two main input sections: "Student Code" with four empty rectangular boxes separated by hyphens, and "Date of Birth" with three dropdown menus labeled "Day", "Month", and "Year". At the bottom, there are two buttons: "LINK STUDENT" and "CANCEL".

SCHOOL SYNERGY

The Parent Portal is a single place where you can view school information for your children. The homepage displays the school calendar, letters that have been shared with you and home parent communication.

WELCOME

RECENT MESSAGES (LAST 2 WEEKS)

INBOX

PARENT LETTERS

CONTACT SCHOOL

CALENDAR: UPCOMING EVENTS (3 DAYS)

22/09/21 08:00: RSE Workshops (Y9-Y11)

23/09/21 19:00: Y9 Parents Information Evening

SUMMARY:

Year: Year 9

Tutor:

Tutor Group:

BEHAVIOUR POINTS (CURRENT WEEK)

0
Rewards

0
Consequences

0
Detentions

ASSIGNMENTS OUTSTANDING

1
Overdue

1
Due Today

0
Next 7 Days

COMMUNICATION (CURRENT WEEK)

0

ATTENDANCE (CURRENT WEEK)

Mon	Tue	Wed	Thu	Fri
/	\	/	\	

ATTENDANCE (ACADEMIC YEAR)

95.83%
Attendance

93.54%
Year 9 Average

PORTAL ACCESS (CURRENT WEEK)

0
Logins

0
Year 9 Average

Last login: 13/09/2021 12:20:17

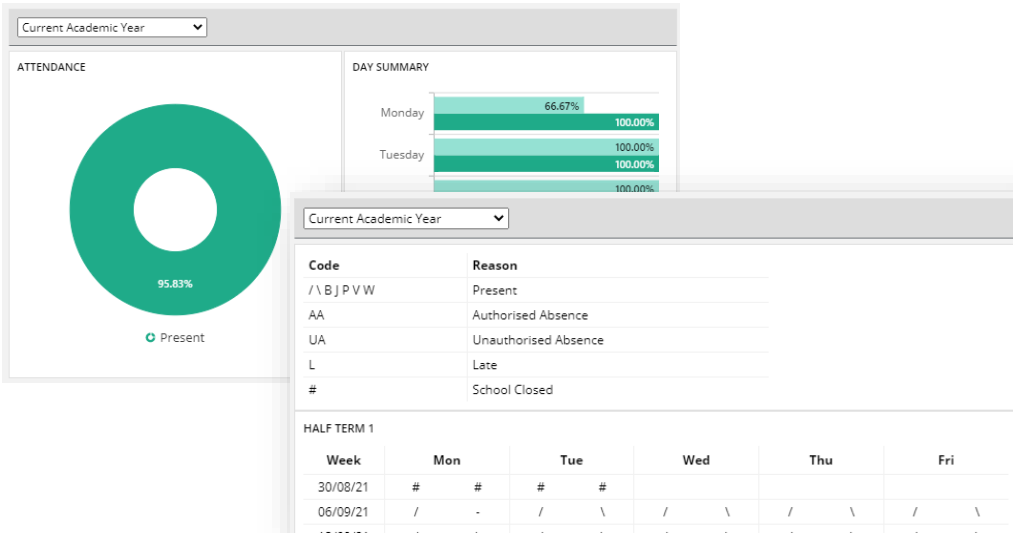
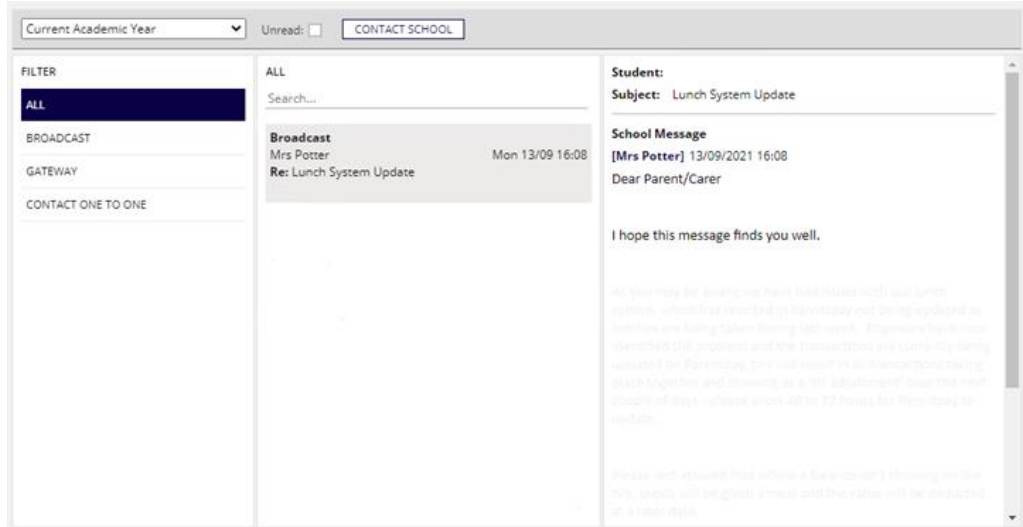
View your child's school timetable and homework (assignments).

Timetables will be colour coded to show their Attention To Learning.

TIMETABLE					
Week 1	Mon 20/09/21	Tue 21/09/21	Wed 22/09/21	Thu 23/09/21	Fri 24/09/21
8:00 AM	9i	9i	9i	9i	9i
9:00 AM	Physical Education (#1: 09:10) Mr Rachi	Physical Education (#1: 09:10) Mr Wood	Spanish (#1: 09:10) Ms Rangel Vazquez (E103)	Science (#1: 09:10) Mr Pownell (S204)	Science (#1: 09:10) Miss Chandler (B201)
10:00 AM	Science (#2: 10:10) Miss Chandler (B207)	Geography (#2: 10:10) Miss McSporrnan (A208)	Tutorial (#2: 10:10) Miss Burgess (A109)	English (#2: 10:10) Mrs Ball (A212)	Religious Education (#2: 10:10) Mr Jackson (S202)
11:00 AM	Maths (#3: 11:25) Miss Fletcher (S102)	Music (#3: 11:25) Mr Kennett (D101)	French (#3: 11:25) Miss Murphy (E106)	Geography (#3: 11:25) Miss McSporrnan (A208)	Computing (#3: 11:25) Mrs Munyao (A203)
11:57 AM 12:00 PM	History (#4: 12:25) Ms Chittenden (A101)	Maths (#4: 12:25) Mrs Hughes (B104)	English (#4: 12:25) Mrs Ball (A212)	Maths (#4: 12:25) Miss Fletcher (S102)	History (#4: 12:25) Ms Chittenden (A101)
1:00 PM	Catering (#5: 13:55) Mrs Bolland (C105)	Citizenship (#5: 13:55) Mr Jackson (S202)	Catering (#5: 13:55) Mrs Bolland (C105)	Art (#5: 13:55) Ms Thomas (C202)	Science (#5: 13:55) Miss Chandler (B207)
2:00 PM					
3:00 PM					

SCHOOL SYNERGY

A record of all communication with school – all texts and emails including replies. Click “Contact School” to get in touch!



See your child's recent and historical attendance

Behaviour and achievements – all reported in real-time, giving you an up to date picture of what is happening in school.

The screenshot shows a list of rewards with columns for the date, student name, subject, behavior description, and points.

Rewards	Student	Subject	Behaviour	Points
13/09/21	Miss Johnson	Computing (9h/Cp3)	Behaviour: Excellent engagement (A1 - House point)	Points: 1
10/09/21	Mrs Munyao	Computing (9h/Cp3)	Behaviour: Excellent effort (A1 - House point)	Points: 1
10/09/21	Miss Chandler	Science (9h/Sc1)	Behaviour: Excellent effort (A1 - House point)	Points: 1